

Aggregated Odds Service



SportsDataIO's Aggregated Odds Service

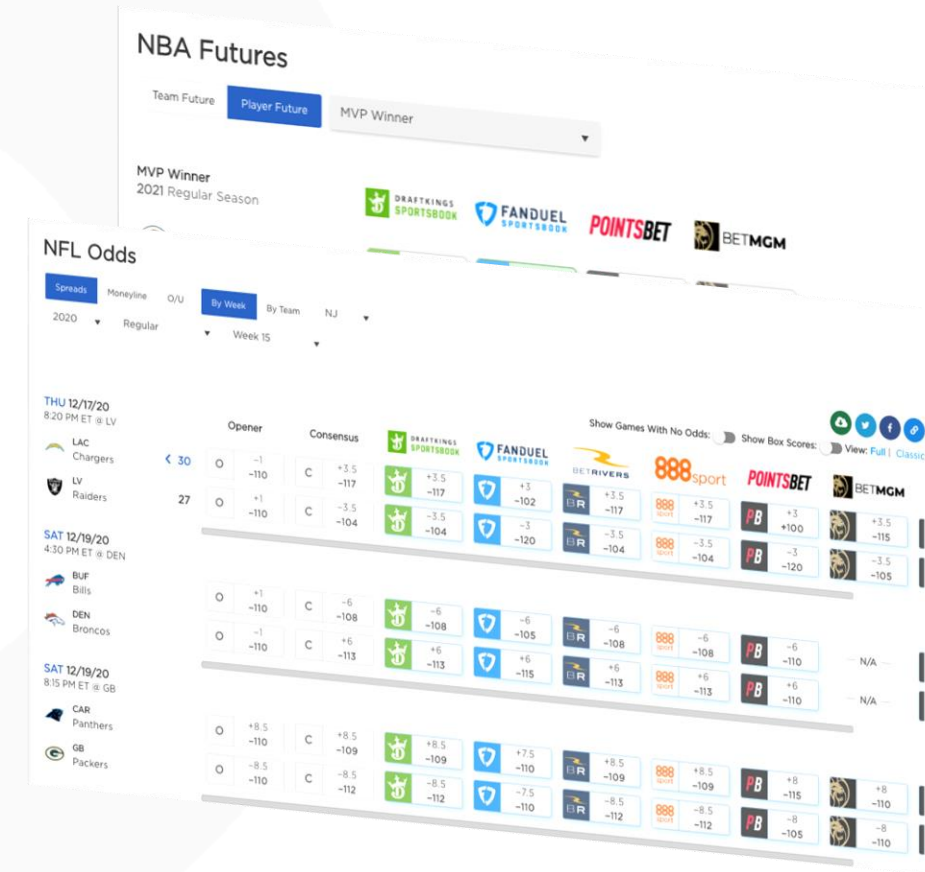
SportsDataIO's Aggregated Odds Service offers **All Betting Markets from US Legal Sportsbooks** allowing content brands and affiliates a single, organized data feed to easily show all offers & comparisons, **Increasing On-Page Stickiness and User Acquisition.**

Product Highlights:

- Normalized w/ Unique IDs Per Market
- Current Week + Historical Markets
- Resulting Available For Select Markets
- Prediction Grading (EV & Win Prob)
- In-Play Lines Available For Game Markets
- Opening Lines + Real-Time Line Movement + Final Closing Lines
- Delivery
 - API (XML & JSON)
 - Widgets (Responsive JavaScript)
- Deeplinking

Supplemental Products:

- Predicted Score & Stats
- Bet Tracking
- Bet Slip Integration
- Best Bets / Value Plays
- Trends
- Betting Splits
 - % of money
 - % of total tickets
- Live Scores & Stats
- Headshots & Images
- News feeds (wire & custom)















Taking Care of All The Heavy Lifting

Our proprietary software captures all available markets, placing them in a queue for our Operations Team to manually review, clean and tag with a unique Market ID for comparisons across books, then storing the normalized data in our cloud servers, ready for delivery through our API and responsive widgets



Coverage By Sportsbook

														
NFL	●	●	●	●	●	●	◐	◐	◐	◐	◐	◐	◐	◐
MLB	●	●	●	●	●	●	◐	◐	◐	◐	◐	◐	◐	◐
NBA	●	●	●	●	●	●	◐	◐	◐	◐	◐	◐	◐	◐
NHL	●	●	●	●	●	●	◐	◐	◐	◐	◐	◐	◐	◐
CFB	●	●	●	●	●	●	◐	◐	◐	◐	◐	◐	◐	◐
CBB	●	●	●	●	●	●	◐	◐	◐	◐	◐	◐	◐	◐
Soccer	●	●					◐	◐	◐					
PGA	●	●	●	●	●	●	◐	◐	◐					
UFC	◐	●	◐				◐	◐	◐					
NASCAR	◐	◐					◐	◐	◐					
Tennis		◐												
WNBA	◐	◐	◐	◐	◐	◐	◐	◐	◐	◐		◐	◐	

● Full Coverage | ◐ Game Lines Only | Coverage can vary by league and by sportsbook. Clients should verify specific availability with a SportsDataIO team member for current availability.

Available Betting Markets

Table Of Contents:

NFL – Slide 5
MLB – Slide 9
NBA – Slide 12
NHL – Slide 16
CFB – Slide 18
CBB – Slide 20
Golf – Slide 22
Soccer – Slide 24
MMA – Slide 26
NASCAR – Slide 26
Tennis – Slide 26
WNBA – Slide 26

NFL

Game Markets

Game Lines:

Moneyline
Moneyline (3-Way)
Spread
Total Points

Player Prop Markets

Passing Markets:

Total Passing Yards
Most Passing Yards
Passing Yards Leader
To Pass For A Touchdown
Total Passing Touchdowns
Most Passing Touchdowns
Interceptions Thrown
To Throw An Interception
To Record First Interception
Longest Pass
Total Passing Attempts
Total Pass Completions
First Completion
To Complete First Pass
First QB To Reach X Passing Yards
First Touchdown Pass Yardage
QB Passer Rating
Total Passing + Rushing Yards
Total Passing + Rushing Touchdowns

Rushing Markets:

Total Rushing Yards
Most Rushing Yards
Total Rushing Touchdowns
Total Rushing Attempts
Longest Rush
1st Player to Reach X Rushing Yards
To Record X Rush Attempts
To Record X Rushing Yards
First Rush Attempt
Total Passing + Rushing Yards
Total Passing + Rushing Touchdowns
Total Rushing + Receiving Yards
Most Rushing + Receiving Yards

Receiving Markets:

Total Receiving Yards
Most Receiving Yards
Total Receiving Touchdowns
Total Receptions
Longest Reception
First Reception
To Have Longest Rec. of the Game
Total Number Of Targets
Total Rushing + Receiving Yards
Most Rushing + Receiving Yards

Touchdown Markets:

Player To Score a Touchdown
- 1 Touchdown
- 2+ Touchdowns
- 3+ Touchdowns
Total Touchdowns
To Score First Touchdown
Second Touchdown Scorer
Third Touchdown Scorer
Player To Score Last Touchdown
Home Team First Touchdown Scorer
Away Team First Touchdown Scorer
To Pass For A Touchdown
Total Passing Touchdowns
Most Passing Touchdowns
First Touchdown Pass Yardage
Total Passing + Rushing Touchdowns
Total Rushing Touchdowns
Total Receiving Touchdowns
To Score A Defensive Touchdown

Defensive Markets:

Total Sacks
To Record A Sack
To Record 2+ Sacks
To Record Most Sacks
Total Interceptions (DEF/ST)

Available Betting Markets

Defensive Markets Cont.:

- Defensive Interception
- To Record 2+ Interceptions
- Total Tackles (Solo)
- Total Assists
- Total Tackles (Solo & Assists)
- Most Tackles Leader (Solo & Assists)
- To Score A Defensive Touchdown
- To Concede Least Points

Special Teams Markets:

- Total Field Goals Scored
- Extra Points Made
- Total Kicking Points
- Longest Punt

Race To Markets:

- 40 Rushing Yards
- 60 Rushing Yards
- 80 Rushing Yards
- 100 Rushing Yards
- 20 Receiving Yards
- 40 Receiving Yards
- 60 Receiving Yards
- 80 Receiving Yards
- 100 Receiving Yards

Miscellaneous Markets:

- To Score in Both Halves
- To Score First and Win
- TD Scorer + Player's Team to Win
- 1st TD Scorer + Player's Team to Win
- Total Points
- Total Fantasy Points Scored

NFL Team Prop Markets

Offensive Markets:

- Total Points
- Total Touchdowns
- To Score a Touchdown
- To Rush For A Touchdown
- Total Rushing Touchdowns
- Any Player To Score 2+ Touchdowns
- To Score 3+ Touchdowns
- Total Touchdown Yardage
- Most Passing Yards
- Most Rushing Yards
- Total Rushing Yards
- Most Receiving Yards
- Total Net Offensive Yards
- Total First Downs
- First Scoring Play Type
- Team To Score First And Win
- Team To Score First and Lose

Offensive Markets Cont.:

- To Score in Both Halves
- Last Scoring Play Type
- Total Turnovers Committed
- To Get a First Down On the 1st Drive
- 10+ Yard Rush on 1st Drive
- 20+ Yard Offensive Play on 1st Drive
- 1st Drive To Cross Midfield
- To Allow a Sack on 1st Drive
- Away Team First Touchdown Scorer
- Home Team First Touchdown Scorer
- Total Players To Record A Rush Attempt
- Total Players to Record a Reception
- To Attempt 2-Point Conversion
- Record Successful 2-Point Conversion
- Total 3rd Down Conversions
- 4th Down Conversion on 1st Drive
- Total 4th Down Conversions
- Successful Fourth Down Conversion
- Score on 1st Drive of the Game
- Combined TD and FG Yardage

Defensive Markets:

- To Score A Defensive Touchdown
- To Score 2+ Defensive TDs
- To Score a D/ST Touchdown
- To Score 2+ D/ST Touchdowns
- To Score 3+ D/ST Touchdowns

Defensive Markets Cont.:

- To Score a D/ST TD in Both Halves
- Total Sacks
- To Win By Shutout

Race To Markets:

- 6 Points
- 9 Points
- 12 Points

Special Teams Markets:

- Total Field Goals Scored
- Total Field Goal Yards
- Total Punts
- Longest Punt
- Total Punt Yardage
- Total Yards of Shortest Punt
- Combined TD and FG Yardage
- To Score a D/ST TD in Both Halves
- Successful Onside Kick Recovery
- To Attempt an Onside Kick

Miscellaneous Markets:

- 1st to Score/Moneyline
- To Win Each Quarter
- To Score In Each Quarter
- To Win Both Halves
- Total Points Odd/Even

Available Betting Markets

NFL Game Prop Markets

Offensive Markets:

- To Score a Touchdown
- Total Touchdowns
- Most Touchdowns (3-Way)
- Team To Score First Touchdown
- Team to Score Last Touchdown
- Shortest Touchdown Yardage
- Total Yards of Longest Touchdown
- 1st Score Yards
- 1st Touchdown Yards
- Total Touchdown Yardage
- Longest TD From Scrimmage
- First Team To Score
- Second Team To Score
- Last Team To Score
- Both Teams To Score A TD
- Both Teams to Score 1+ Passing TD
- Both Teams to Score 1+ Rushing TD
- Team To Score Most Touchdowns
- First Touchdown Yardage Odd/Even
- Last Touchdown Yardage Odd/Even
- Total Touchdown Yardage Odd/Even
- Most Passing Yards
- Most Rushing Yards
- Total Rushing Yards

Offensive Markets Cont.:

- Most Receiving Yards
- Total Yards on First Offensive Play
- 1st Offensive Play to Result in 1st Down
- 1st Down on Both Teams 1st Drive
- Score on 1st Drive of the Game
- Both Teams to Score on Their 1st Drive
- Outcome of First Drive
- Team to Record 1st Score
- First Scoring Play Type
- Team To Score First And Win
- To Score 1st and Win Scoreless Quarter
- Teams To Complete 1st Pass Attempt
- A Score In Final Two Minute
- Last Scoring Play Type
- Score 3 Unanswered Times
- Total 3rd Down Conversions
- Total 4th Down Conversions
- To Throw First Interception
- To Throw Most Interceptions
- Total Turnovers Committed
- First Team To Commit a Turnover
- Both Teams To Score 3+ Points
- Both to Score 1+ TD and 1+ FG
- Touchdown + FG in Each Quarter
- Both Score 1+ TD & 1+ FG In Each Half
- Combined TD and FG Yardage

Offensive Markets Cont.:

- To Attempt 2-Point Conversion
- Record Successful 2-Point Conversion
- Total Net Offensive Yards
- Total First Downs
- First Team to Enter Red Zone
- To Run a Flea Flicker

Team Totals Markets:

- Both Teams to Score
 - 7+ Points
 - 10 Points
 - 15 Points
 - 20 Points
 - 25 Points
 - 30 Points
 - 35 Points
 - 40 Points

Team Totals Markets Cont.:

- Both Teams to Score
 - 1+ TD in each half
 - 2+ TD in each half
 - 3+ TD in each half
 - 4+ TD in each half
 - 2+ Touchdowns
 - 3+ Touchdowns

Special Teams Markets:

- To Make A Field Goal
- Total Field Goals Scored
- Both Teams to Score 1 or more Field Goals
- To Score First Field Goal
- Longest Field Goal Made
- 1st Drive Field Goal Made
- Total made FG Yardage Odd/Even
- Each Team to Score 1+ TD and 1+ FG
- Both Teams To Score A FG In Each Half
- Both Teams To Score A FG In Each Quarter
- Touchdown and Field Goal in Each Quarter
- Both To Score 1+ TD & 1+ FG In Each Half
- Both Teams to Score 2+ Field Goals
- Combined TD and FG Yardage
- Both Teams To Score 3+ Field Goals
- Total Field Goal Yards
- Team With Longest Field Goal Made
- Total Yards of Longest Successful Field Goal
- Total Yards of Shortest Successful Field Goal
- Team To Score Most Field Goals

Available Betting Markets

Special Teams Markets Cont.

- Field Goal To Be Blocked
- To Miss An Extra Point Attempt
- Total Punts
- Team to Have Most Punts
- Team to Punt First
- Punt To Be Blocked
- Punt Returned For Touchdown
- To Score A TD On A Kickoff Or Punt Return
- Total Kickoff Returns
- Opening Kickoff is a Touchback or Fair Catch
- Opening Kickoff Returned for a Touchdown
- Kickoff Returned For Touchdown
- Successful Onside Kick Recovery
- To Attempt an Onside Kick

Defensive Markets:

- To Record A Safety
- Total Sacks
- To Score A Defensive Touchdown
- To Score a D/ST Touchdown
- Team to Record Most Sacks
- Team to Record First Sack
- Both Teams to Record a Defensive Sack

Race To Markets:

- 5 Points
- 6 Points
- 9 Points
- 10 Points
- 12 Points
- 15 Points
- 20 Points
- 25 Points
- 30 Points
- 35 Points

Game Markets:

- Moneyline
- Spread
- Total Points
- Total Points Odd/Even
- Wire To Wire

Miscellaneous Markets:

- Score in First 5 Minutes
- Team with Highest Scoring Quarter
- Highest Scoring Quarter
- To Score In Each Quarter
- Team To Lead After Every Quarter
- Team To Win Every Quarter
- Both Teams Score A TD In Each Quarter

Miscellaneous Markets Cont.:

- 1 + Touchdown In Each Quarter
- Highest Scoring Half
- Team To Win Both Halves
- Fourth Quarter Comeback
- To Go To Overtime
- Game to Be Tied Again after 0-0
- Team To Receive First Penalty
- Jersey Number Of 1st Touchdown Scorer
- To Score First and Lose
- Team To Win To Nil
- Largest Lead
- First Team To Call Timeout
- First Team to Use Coach Challenge

NFL Player Futures Markets

QB Markets:

- Total Passing Yards
- To Throw X Passing Yards
- Most Passing Yards
- Interceptions Thrown
- Most Passing Touchdowns
- Total Passing Touchdowns
- To Throw X Touchdowns
- Total Passing + Rushing Touchdowns
- Total Fantasy Points Scored

RB Markets:

- Total Rushing Yards
- Most Rushing Yards
- Total Rushing Touchdowns
- Most Rushing Touchdowns
- To Score X Rushing Touchdowns
- Total Fantasy Points Scored

WR Markets:

- Total Receiving Yards
- Most Receiving Yards
- To Have X Receiving Yards
- Total Rushing & Receiving Yards
- Total Receiving Touchdowns
- Most Receiving Touchdowns
- To Have X Receiving Touchdowns
- Total Rushing + Receiving TDs
- Total Receptions
- Receptions Leader
- Total Fantasy Points Scored

Defense Markets:

- Total Sacks
- Sack Leader
- Total Interceptions (DEF/ST)
- Total Tackles (Solo & Assists)
- Tackles Leader (Solo & Assists)

Available Betting Markets

Awards Markets:

- MVP
- Number 1 Overall Pick
- Offensive Player of the Year
- Offensive Rookie of the Year
- Defensive Player of the Year
- Defensive Rookie of the Year
- Comeback Player of the Year
- Coach of the Year

NFL Draft Markets:

- First QB Drafted
- First RB Drafted
- First WR Drafted
- First OL Drafted
- Draft Position

NFL Team Futures Markets

Record Markets:

- Win Total
- Best Record
- To Have A Winning Record
- Last Team to Lose
- Team To Start 4-0
- Team To Start 5-0

Record Markets Cont.:

- To Win First 5 Games
- To Win 10+ Games
- Team to Go 16-0
- Team to Go 17-0

Playoffs Markets:

- To Make the Playoffs
- To Miss The Playoffs
- AFC #1 Seed
- NFC #1 Seed
- To Reach NFC Championship Game
- To Reach AFC Championship Game
- AFC Champion
- NFC Champion

Division Markets:

- AFC East Division Winner
- AFC North Division Winner
- AFC South Division Winner
- AFC West Division Winner
- NFC East Division Winner
- NFC North Division Winner
- NFC South Division Winner
- NFC West Division Winner

Division Markets Cont.:

- Total Division Wins
- To Win All 6 Division Games
- To Lose All 6 Division Games
- Division Finishing Position
- NFC East Top 2 Finish
- AFC East Second Place
- NFC East Second Place
- NFC South Second Place
- AFC East Third Place
- NFC North Fourth Place
- NFC West Fourth Place

Miscellaneous Markets:

- Total Points
- To Score Most Points
- To Concede Most Points
- To Concede Least Points
- To Lose All Home Games
- To Lose All Road Games
- To Win All Away Games
- To Win All Home Games
- Any Game to Finish in a Tie
- Sack Leader

MLB

MLB Game Markets

Game Lines:

- Moneyline
- Moneyline (3-Way)
- Spread
- Spread (3-Way)
- Total Runs
- Total Runs (3-Way)

MLB Player Prop Markets

Batter Prop Markets:

- To Get A Hit
- Total Hits
- Singles
- Doubles
- Triples
- To Hit A Single
- To Hit A Double
- To Hit A Triple
- To Hit A Home Run
- To Hit 2+ Home Runs
- Total Home Runs
- To Hit First Home Run
- To Hit a Grand Slam
- Total Bases

Available Betting Markets

Batter Prop Markets Cont.:

- To Score A Run
- Total Runs
- Runs Leader
- To Record an RBI
- Total RBIs
- RBI Leader
- Player To Record First RBI
- Total Hits, Runs, & RBIs
- To Steal A Base
- Stolen Bases
- Stolen Base Leader
- Player To Record First Hit
- To Get A Hit And Player's Team To Win Game
- Player To Hit First Home Run
- To Hit HR and Player's Team to Win Game
- Total Batting Strikeouts
- 2+ Total Strikeouts
- To Record Highest Exit Velocity Ball in Play
- To Score A Run + Player's Team to Win Game

Pitcher Prop Markets:

- Total Pitching Strikeouts

Pitcher Prop Markets Cont.:

- Total Earned Runs Allowed
- Hits Allowed
- Total Outs Recorded
- Total Innings Pitched
- Total Walks
- Walks Allowed
- Total Home Runs Allowed
- Pitcher To Record A Win
- To Allow HR + Player's Team To Win
- To Allow HR + Player's Team To Lose
- Fewest Hits Allowed
- Fewest Home Runs Allowed
- Fewest Walks Allowed
- Player To Record A Save

Miscellaneous Markets:

- All-Star Game MVP

MLB Team Prop Markets

Batter Team Props:

- Total Hits
- Total Runs
- Total Walks
- Total Bases
- Total RBIs

Batter Team Props Cont.:

- Singles
- Doubles
- Triples
- Stolen Bases
- Total Runs Odd/Even
- To Score A Run
- To Score First And Win
- To Record First Hit
- To Record First RBI
- To Record First Run
- To Hit First Home Run
- Team To Hit For The Cycle

Pitcher Team Props Markets:

- Total Pitching Strikeouts
- To Record a Pitching Strikeout
- Total Earned Runs Allowed
- Total Outs Recorded
- Walks Allowed

MLB Game Prop Markets

Offensive Markets:

- Total Hits
- Total Hits (3-Way)
- Most Hits (3-Way)
- To Get A Hit
- 2+ Hits

Race To X Hits

- Singles
- Doubles
- Total Bases
- Triples
- Inning Of Last Score
- Total Runs Odd/Even
- To Score A Run
- Over/Under 1.5 Runs
- Total Runs
- Team To Score 2nd Run
- Both Teams Score X Or More Runs
- First Team To X Runs
- To Hit A Home Run
- Total Home Runs
- Team To Hit First Home Run
- To Hit a Grand Slam
- Any Player to Hit 2+ Home Runs
- Longest Home Run
- Total Batting Strikeouts
- Total RBIs
- Stolen Bases
- Home Team To Bat
- 2+ Run Scoring Play
- 3+ Run Scoring Play
- To Record Highest Scoring Inning (3-Way)
- Inning Of 1st Score

Available Betting Markets

Offensive Markets Cont.:

- Lead After 3 Innings (3-Way)
- Lead After 5 Innings (3-Way)
- To Score First And Win
- Team With Highest Scoring Inning
- To Win Most Innings
- To Score Last
- To Score Last And Win
- To Play Extra Innings

Pitching Markets:

- Each Pitcher To Record 1+ Strikeouts
- 2+ Total Strikeouts
- 3+ Total Strikeouts
- Either Pitcher to Strike Out the Side
- Any Pitcher to Record a Save
- Combined Starting Pitcher Strikeouts
- Shutout
- Walks Allowed

MLB Player Futures Markets

Awards Markets:

- AL Cy Young
- AL MVP
- AL Rookie Of The Year
- NL Cy Young
- NL MVP

Awards Markets Cont.:

- NL Rookie Of The Year
- AL Manager of the Year
- NL Manager of the Year
- World Series MVP
- ALCS MVP
- NLCS MVP

Offensive Player Futures Markets:

- Total Hits
- Any Player To Record 200+ Hits
- Hits Leader
- Total Home Runs
- Home Run Crown
- To Hit Most Home Runs
- To Hit 20+ Home Runs
- To Hit 30+ Home Runs
- Any Player To Hit 50+ Home Runs
- To Hit Longest Home Run
- Player To Hit First Home Run
- First Home Run of Season
- First Swing to be a Home Run
- Highest Exit Velocity Home Run
- To Hit Highest Exit Velocity Home Run
- Player To Hit a 500+ Foot Home Run
- Longest Home Run

Offensive Player Futures Markets Cont.:

- Total RBIs
- RBI Leader
- To Record an RBI
- Runs Leader
- Total Runs
- Total Batting Strikeouts
- Any Player to Hit for the Cycle
- First Player to Hit a Double
- Most Total Bases
- To Record Most Total Bases
- First Player to Steal a Base
- Stolen Bases
- Stolen Base Leader
- To Steal A Base
- To Win American League Triple Crown
- To Win National League Triple Crown

Pitcher Player Futures Markets:

- Wins
- Any Pitcher To Win 20+ Games
- Total Pitching Strikeouts
- To Record 100+ Strikeouts
- Any Pitcher to Record 110+ Strikeouts
- Any Pitcher To Record 125+ Strikeouts
- To Record 200+ Strikeouts
- Any Pitcher To Record 300+ Strikeouts
- Strikeout King

Pitcher Player Futures Markets Cont.:

- Saves Leader
- Wins Leader
- Any Pitcher To Throw A No Hitter
- Any Pitcher to Record an Immaculate Inning
- Any Pitcher To Record 9-Inning Perfect Game
- Any Pitcher to Record a Complete Game
- Complete Game Thrown
- Any Pitcher to Win MVP

Miscellaneous Player Futures Markets:

- Total Games Played
- Home Run Derby Winner
- To Make The Home Run Derby Final
- Total Swing-Offs
- Number 1 Overall Pick
- Number 2 Overall Pick
- Back-To-Back Home Runs in Any Game
- Combined Distance of All Home Runs (In Miles)
- Distance Record To Be Broken
- First Time Winner
- Highest Exit Velocity Home Run
- Highest Pitch Speed
- Total American League Home Runs
- Total Double Plays

Available Betting Markets

Miscellaneous Player Futures Markets:

- Total Extra Inning Games
- To Hit A Triple
- To Hit Highest Exit Velocity Home Run
- Total Grand Slams
- Total National League Home Runs
- Number Of Players To Hit A Home Run
- Total Sacrifice Flies

MLB Game Futures Markets

Single Game Futures Markets:

- Any Player to Hit 2+ Home Runs
- Any Player To Hit 3+ Home Runs
- Any Player To Hit 4+ Home Runs
- Any Team To Hit 5+ Home Runs
- Longest Home Run
- Most Consecutive Hits in One Game
- Most Runs Scored by a Team
 - In One Inning
- Any Player To Steal 3+ Bases
- Any Player to Record 6+ RBI's
- Any Player to Strike Out 4+ Times
- Will There Be a No-Hitter?
- Pitcher to Record 14+ Strikeouts
- To Play Extra Innings
- Pitcher To Record A Win

Miscellaneous Markets:

- Total Walk-Off Wins
- Will A Team Be Shutout?
- Will There Be A Triple Play?
- Will There Be A Walk-off Win?

MLB Team Futures Markets

Team Record Markets:

- Wins
- Wins Leader
- Best Record
- Worst Record
- Highest Win Total
- Fewest Wins
- Longest Win Streak
- To Win First 5 Games
- First Team to 30 Wins
- Regular Season Winning Percentage
- Win Total For Team With Best Record
- Win Total For Team With Worst Record
- Any Team To Win 45+ Games
- Any Team To Win 50+ Games
- To Win 80+ Games
- To Win 90+ Games
- To Win 100+ Games
- Winning League
- Any Team To Lose 100+ Games

Team Record Markets Cont.:

- Any Team To Win 100+ Games
- Any Team to Go Undeclared

Playoff Markets:

- To Make the Postseason
- World Series Winner
- AL Winner
- NL Winner
- To Reach the ALCS
- To Reach the NLCS
- AL Central Winner
- AL East Winner
- AL West Winner
- NL Central Winner
- NL East Winner
- NL West Winner
- American League X Seed
- National League X Seed

Miscellaneous Markets:

- Win Total For 3rd AL Wildcard Team
- Win Total For 3rd NL Wildcard Team
- 3rd AL Wildcard Team
- 3rd NL Wildcard Team
- Win Total For AL Central Winner
- To Hit Most Home Runs
- Runs Leader

NBA

NBA Game Markets

Game Lines:

- Moneyline
- Moneyline (3-Way)
- Spread
- Spread (3-Way)
- Total Points
- Result
- Tri-Bet
- Tri-Bet 2
- Tri-Bet 3
- Tri-Bet 4
- Tri-Bet 5
- Double Chance
- Wire to Wire

Alternate Game Lines:

- Spread
- Total Points

NBA Player Prop Markets

Points Markets:

- Total Points
- Total Points & Rebounds
- Total Points & Assists

Available Betting Markets

Points Markets Cont.:

- Total Points, Rebounds, & Assists
- Top Points, Assists & Rebounds
- Top Point Scorer
- Player To Make First Two-Pointer
- First 2-Point FG Scorer
- To Score X+ Points
- 5+ Points + Player's Team To Win
- 15+ Points + Player's Team To Win
- 20+ Points + Player's Team To Win
- 25+ Points + Player's Team To Win
- 40+ Points + Player's Team To Win
- Most Points on Handicap
- Total Points Odd/Even

Rebounds Markets:

- Total Rebounds
- Most Rebounds
- Top Rebounder
- Total Rebounds & Assists
- Total Points & Rebounds
- Total Points, Rebounds, & Assists
- Top Points, Assists & Rebounds
- Player To Record First Rebound
- Rebounds Leader - Rebounds Per Game
- Total Steals & Rebounds

Assists Markets:

- Total Assists
- Top Assists
- Total Rebounds & Assists
- Total Points & Assists
- Total Points, Rebounds, & Assists
- Top Points, Assists & Rebounds
- Player To Record First Assist
- Assists Leader - Assists Per Game

3-Pointer Markets:

- Total 3-Pointers Made
- Most 3-Pointers Made
- Top 3-Pointers Made
- Player To Make First 3-Pointer
- First 3-Point FG Scorer
- 7+ 3-Pointers Made
- 3-Pointers Made Per Game Leader

Defensive Markets:

- Total Turnovers
- Total Steals
- Total Blocks
- Total Steals & Blocks
- Total Steals & Rebounds
- Total Turnovers & Steals

Defensive Markets Cont.:

- Total Turnovers, Steals, & Blocks
- Player To Record First Block
- Player To Record First Steal
- Player To Record First Turnover

Stat Combination Markets:

- To Record a Double Double
- To Record A Double-Double And Win
- To Record a Triple Double
- To Record a Triple-Double and Win
- Triple Doubles in a Season

Miscellaneous Markets:

- Opening Tip Off Winner
- First Field Goal Scorer
- First Field Goal Attempted to be Made
- First Attempted Field Goal
- Player To Make First Free Throw
- To Score Second Basket (Not Free Throw)
- To Score Third Basket (Not Free Throw)
- First Free Throw Scorer
- 100+ Total Points and 40+ Player Points
- Player To Make First Dunk
- To Make First Shot Attempt
- First Made Field Goal To Be A Dunk

Miscellaneous Markets Cont.:

- 220+ Total Points and 0+ Player Points
- 220+ Total Points and 40+ Player Points
- Conference Winner
- MVP Winner
- Double Chance

NBA Team Prop Markets

Team Markets:

- Total Points
- To Score X+ Points
- Total Points Odd/Even
- Total Bench Points
- Total Points & Rebounds
- Total Rebounds
- Total Assists
- Total 3-Pointers Made
- Total Steals
- Most Steals
- Total Blocks
- To Record a Double Double
- Total Field Goals
- First Field Goal Scorer
- Team To Score First
- Team To Score Last
- Total Free Throws Made

Available Betting Markets

Team Markets Cont.:

- First Team To
 - 5 Points
 - 8 Points
 - 15 Points
 - 20 Points
 - 25 Points
 - 40 Points
 - 100 Points
- Opening Tip Off Winner
- To Win Both Halves
- To Win All 4 Quarters
- Team to Win Wire to Wire
- Moneyline

NBA Game Prop Markets

Game Markets:

- Total Points
- Total Points Odd/Even
- Top Point Scorer
- To Score X+ Points
- Leading Scorer - Points Per Game
- First Team To:
 - 5 Points
 - 8 Points
 - 10 Points

Game Markets Cont.:

- First Team To Cont.:
 - 15 Points
 - 20 Points
 - 25 Points
 - 40 Points
 - 50 Points
 - 75 Points
 - 100 Points
- To Score First
- To Score Last
- First Attempted Field Goal
- First Field Goal Attempted to be Made
- First Field Goal Scorer
- Team To Make First Free Throw
- Team To Make First Two-Pointer
- Both Teams to Score in the First Minute
- Opening Tip Off Winner
- Most 3-Pointers Made
- Total 3-Pointers Made
- Top 3-Pointers Made
- Team To Make First 3-Pointer
- 2+ 3 Point FGs Made in the 1st 2 Minutes
- 3+ 3 Point FGs Made in the 1st 2 Minutes
- Most Rebounds

Game Markets Cont.:

- Top Rebounder
- Team To Record First Rebound
- Most Assists
- Most Steals
- Most Blocks
- Total Turnovers
- Both Teams To Score
 - 25+ Points in First Quarter
 - 50+ Points in First Half
 - 55+ Points in First Half
 - 100+ Points Total
 - 110+ Points Total
 - 120+ Points Total
- 4th Quarter Comeback
- Game To Go To Overtime
- To Win Both Halves
- Wire to Wire
- To Win All 4 Quarters
- Moneyline
- Moneyline (3-Way)
- Spread
- Double Chance
- Head to Head
- Largest Lead of the Game
- MVP Winner

NBA Player Futures Markets

Season Long Stats Markets:

- Total Points
- Average Points Per Game
- Leading Scorer - Points Per Game
- Average Rebounds Per Game
- Rebounds Leader - Rebounds Per Game
- Total Rebounds
- Average Assists Per Game
- Assists Leader - Assists Per Game
- Total Assists
- Average 3-Pointers Made Per Game
- 3-Pointers Made Per Game Leader
- Blocks Leader - Blocks Per Game
- Steals Leader - Steals Per Game
- Most Triple Doubles
- Triple Doubles in a Season
- Highest Dunks Per Game Average

Awards Markets:

- MVP Winner
- Rookie of the Year
- Most Improved Player
- 6th Man of the Year
- Clutch Player of the Year

Available Betting Markets

Awards Markets:

- Defensive Player of the Year
- To Make All-NBA First Team
- To Make All-Defensive First Team
- To Make All-Rookie First Team
- Coach Of The Year
- Rising Stars Tournament MVP
- Seeding Games MVP

All Star Game Markets:

- 3 Point Contest
 - 1st Round Score
 - Highest 1st Round Score
 - Longest Made Shot Streak (Rd1)
 - Final Round of 3 Point Contest
 - 3 Point Contest Winner
- Skills Challenge Winner
- Dunk Contest Winner
- To Make Eastern Conf. All-Star Game
- To Make Western Conf. All-Star Game

NBA Draft Markets:

- Draft Position
 - 1st Overall Pick
 - 2nd Overall Pick
 - 3rd Overall Pick

NBA Draft Markets Cont.:

- Draft Position
 - 4th Overall Pick
 - 5th Overall Pick
 - 6th Overall Pick
 - 7th Overall Pick
- To Be Drafted In The Top 10
 - 8th Overall Pick
 - 9th Overall Pick
 - 10th Overall Pick
- To Be Drafted In The Top 20
- First Round Pick
- Number of Markets:
 - International Players in Top 10
 - Freshmen Drafted in Top 10
 - ACC players drafted in the 1st Round
 - Big 12 Players Drafted in 1st Round
 - Big Ten Players Drafted in 1st Round
 - Pac-12 Players Drafted in 1st Round
 - SEC Players Drafted in 1st Round
 - Freshmen Drafted in 1st Round
 - Sophomores Drafted in 1st Round
 - Juniors Drafted in 1st Round
 - Seniors Drafted In 1st Round
 - Non-NCAA Players in 1st Round
 - Duke Players Drafted in the 1st Round

Miscellaneous Markets:

- Total Games Played
- First Field Goal Scorer
- Playoff Series Points Average
- Playoff Series Top Points Scorer
- Playoff Series Most Total Assists
- Playoff Series Most Total Rebounds
- Most Points on Christmas
- Most Assists on Christmas
- Most Rebounds on Christmas

NBA Team Futures Markets

Playoffs Markets:

- NBA Champion
- To Make The Playoffs
- To Miss the Playoffs
- Final Seed Position
- To Make The Play-In Tournament
- Teams to Meet in the Finals
- To Make Eastern/Western Conference Play-In
- Stage of Elimination
- Team total wins in the 8 seeding games
- To Win All Eastern Conf. Playoff Games
- To Win All Western Conf. Playoff Games
- To Win All Playoff Games

Division Markets:

- Division Winner
- Atlantic Division Winner
 - Atlantic Division Exact Seeding
- Central Division Winner
 - Central Division Exact Seeding
- Northwest Division Winner
 - Northwest Division Exact Seeding
- Pacific Division Winner
 - Pacific Division Exact Seeding
- Southeast Division Winner
 - Southeast Division Exact Seeding
- Southwest Division Winner
 - Southwest Division Exact Seeding

Conference Markets:

- Eastern Conference Winner
 - #1 Seed in Eastern Conference
 - #2 Seed in Eastern Conference
 - #3 Seed in Eastern Conference
 - #4 Seed in Eastern Conference
 - #5 Seed in Eastern Conference
 - #6 Seed in Eastern Conference
 - #7 Seed in Eastern Conference
 - #8 Seed in Eastern Conference
 - #9 Seed in Eastern Conference
 - #10 Seed in Eastern Conference

Available Betting Markets

Conference Markets Cont.:

- Western Conference Winner
- #1 Seed in Western Conference
- #2 Seed in Western Conference
- #3 Seed in Western Conference
- #4 Seed in Western Conference
- #5 Seed in Western Conference
- #6 Seed in Western Conference
- #7 Seed in Western Conference
- #8 Seed in Western Conference
- #9 Seed in Western Conference
- #10 Seed in Western Conference
- Conference Winner
- NBA Champion - Winning Conference
- Eastern Conference Finals Matchup
- Western Conference Finals Matchup

Record Markets:

- Best Record
- Total Wins
- Most Regular Season Wins
- Longest Win Streak
- Team With Longest Win Streak
- Number of Road Wins
- Worst Record
- Least Regular Season Wins

Records Markets Cont.:

- Most Regular Season Losses
- Most Regular Season Losses- EC
- Most Regular Season Losses- WC
- Any Team to Start Season 10-0
- Any Team to Start Season 15-0

NHL

NHL Game Markets

Game Lines:

- Puck Line
- Puck Line (3-Way)
- Moneyline
- Moneyline (3-Way)
- Total Goals
- Both Teams to Score

NHL Player Prop Markets

Goal Props Markets:

- To Score a Goal
- To Score 2+ Goals
- To Record a Hat Trick
- Total Goals

Goal Props Markets:

- First Goal Scorer
- Last Goal Scorer
- First Away Team Goal Scorer
- First Home Team Goal Scorer

Points and Assists Props Markets:

- Total Points
- To Record 1+ Points
- To Record 2+ Points
- To Record 3+ Points
- Total Assists
- To Record 1+ Assists
- To Record 2+ Assists
- To Record 3+ Assists
- To Record 1+ Powerplay Points

Shots on Goal Props Markets:

- Total Shots on Goal
- To Record 2+ Shots on Goal
- To Record 3+ Shots on Goal
- To Record 4+ Shots on Goal
- To Record 5+ Shots on Goal
- To Record 6+ Shots on Goal
- To Record 7+ Shots on Goal
- To Record 8+ Shots on Goal

Goalie/Defensive Props Markets:

- Total Saves
- Total Goals Allowed
- To Record a Shutout
- Goaltender To Record Win
- Total Blocked Shots

Miscellaneous Markets:

- Plus Minus
- Total Games
- To Go Behind and Win

NHL Team Prop Markets

Team Prop Markets:

- Total Goals
- Total Goals Odd/Even
- To Score In Each Period
- To Score First and Win
- To Score First
- First Goal Scorer
- Team To Score First And Win
- To Win or Draw All Periods
- To Win All Periods
- To Go Behind and Win
- Home to Win All Periods
- Away to Win All Periods
- Home to Win Any Period

Available Betting Markets

Team Prop Markets Cont.:

- Away to Win Any Period
- To Win Any Period
- Highest Scoring Period
- To Win First Period And Win
- Team To Win Most Periods
- Home to Score in All Periods
- To Score Last
- Last Team To Score
- To Record a Shutout

NHL Game Prop Markets

Scoring Props Markets:

- Total Goals Odd/Even
- Both Teams to Score
- Both Teams To Score at Least 2 Goals
- Both Teams To Score at Least 3 Goals
- To Score First
- Race to 2 Goals
- Race to 3 Goals
- Race to 4 Goals
- Race To 5 Goals
- Last Team To Score
- Team to Score
- Total Goals
- Goal in First Five Minutes
- Goal in First Ten Minutes
- To Score Last
- Away to Win All Periods
- Away to Win Any Period

Scoring Props Markets Cont.:

- Home to Win All Periods
- Home to Win Any Period
- Away to Score in All Periods
- Home to Score in All Periods
- Highest Scoring Period
- To Score In Each Period
- Team To Win Most Periods
- To Win First Period And Win
- Team To Score First And Win
- All Periods Over 1.5 Goals
- All Periods Under 1.5 Goals
- Time of First Goal
- Any Period To Be Scoreless
- To Score First and Win
- To Go Behind and Win
- Total Shots on Goal
- 1+ Shots on Goal in 1st Minute
- First Team to Record 3 Shots on Goal
- First Team to Record 5 Shots on Goal

Miscellaneous Markets:

- To Go To Overtime
- Win To Nil
- Wire To Wire
- To Go To A Shootout
- 3rd Period Comeback
- Team to Win First Faceoff
- Correct Score
- Puck Line

NHL Player Futures Markets

Awards Markets:

- Calder Memorial Trophy Winner
- Conn Smythe Trophy Winner
- Hart Memorial Trophy Winner
- James Norris Memorial Trophy Winner
- Maurice "Rocket" Richard Trophy Winner
- Vezina Trophy Winner
- Art Ross Trophy Winner
- Frank J. Selke Trophy Winner
- Jack Adams Award Winner

Player Season Total Markets:

- Total Points
- Total Goals
- Top Goal Scorer
- Top Points Scorer
- Powerplay Points
- Average Time on Ice Leader
- To Score 2+ Goals
- Atlantic Division - Most Goals Scored
- Central Division - Most Goals Scored
- Metropolitan Division – Most Goals Pacific Division - Most Goals Scored
- Stanley Cup Clinching Goal Scorer
- To Score a Goal
- Faceoff Win Percentage Leader
- Total Goaltender Wins
- Total Saves

NHL Draft Markets:

- Number 1 Overall Pick
- Number 2 Overall Pick
- Number 3 Overall Pick
- Number 4 Overall Pick
- Number 5 Overall Pick

NHL Team Futures Markets

Playoff Markets:

- To Make The Playoffs
- Stanley Cup Champion
- To Reach The Finals
- Western Conference Winner
- Western Conference Most Points
- Eastern Conference Winner
- Eastern Conference Most Points
- #1 Seed in Eastern Conference
- #1 Seed in Western Conference
- Presidents' Trophy Winner
- Central Division Winner
- Atlantic Division Winner
- Metropolitan Division Winner
- Pacific Division Winner
- Canadian Team to Win Championship

NHL Draft Markets:

- Team To Win 1st Overall Pick
- Team To Win 2nd Overall Pick
- Team To Win 3rd Overall Pick

Available Betting Markets

NHL Draft Markets Cont.:

- Team To Win 4th Overall Pick
- Team To Win 5th Overall Pick
- Team To Win 6th Overall Pick
- Team To Win 7th Overall Pick
- Team To Win 8th Overall Pick
- Team To Win 9th Overall Pick
- Team To Win 10th Overall Pick
- Team To Win 11th Overall Pick
- Team To Win 12th Overall Pick
- Team To Win 13th Overall Pick
- Team To Win 14th Overall Pick
- Team To Win 15th Overall Pick
- Team To Win 16th Overall Pick
- Team To Win Top 2 Pick
- Team To Win Top 3 Pick

Record Markets:

- Total Points
- Worst Record
- To Record 90+ Points
- To Record 100+ Points
- To Record 110+ Points
- To Record 120+ Points
- Any Team To Win 60+ Games
- Longest Win/Loss Streak
- Longest Win Streak
- Longest Loss Streak
- Worst Record

Miscellaneous Futures:

- Total Goals Odd/Even
- To Score First and Win
- Atlantic Division - Fewest Goals Scored
- Atlantic Division - Most Goals Scored
- Central Division - Fewest Goals Scored
- Central Division - Most Goals Scored
- Metropolitan Division - Fewest Goals Scored
- Metropolitan Division - Most Goals Scored
- Pacific Division - Fewest Goals Scored
- Pacific Division - Most Goals Scored

CFB

CFB Game Markets

Game Lines:

- Moneyline
- Moneyline (3-Way)
- Spread
- Total Points
- Total Points Odd/Even

CFB Player Prop Markets

Passing Markets:

- Total Passing Yards

Passing Markets Cont.:

- Most Passing Yards
- Total Passing Touchdowns
- Total Passing Attempts
- Total Completions
- First Completion
- Longest Pass Completion
- To Throw an Interception
- Total Interceptions Thrown
- Total Passing + Rushing Yards

Rushing Markets:

- Total Rushing Yards
- Most Rushing Yards
- Total Rushing Touchdowns
- Longest Rush
- Total Rush Attempts
- First Rush Attempt
- Total Rushing + Receiving Yards
- Total Passing + Rushing Yards

Receiving Markets:

- Total Receiving Yards
- Most Receiving Yards
- Total Receiving Touchdowns
- Total Receptions
- Longest Reception
- First Reception
- Total Rushing + Receiving Yards

Touchdown Markets:

- To Score a Touchdown
- To Score 2+ Touchdown
- To Score 3+ Touchdowns
- Total Passing Touchdowns
- Total Rushing Touchdowns
- Total Receiving Touchdowns
- Total Touchdowns
- First Touchdown Scorer
- Last Touchdown Scorer

Defensive Markets:

- Defensive Interception
- To Record a Sack
- To Score 3+ Defensive Touchdowns
- Total Tackles (Solo + Assists)

Special Teams Markets:

- Total Points
- Total Points
- Total Kicking Points

CFB Game Prop Markets

Scoring Markets:

- First Team To Score
- To Score First
- To Score 1st Touchdown
- Highest Scoring Quarter
- First Touchdown Scorer
- Any Quarter to End Scoreless

Available Betting Markets

Scoring Markets Cont.:

- Both Teams To Score In Every Quarter
- Total Touchdowns
- Team To Record Longest Touchdown
- Team to Score First Points and Win
- To Score 3 Unanswered Times
- First Scoring Play
- To Score First and Win
- To Score Last
- To Score a Touchdown

Race To Markets:

- 5 Points
- 10 Points
- 20 Points
- 15 Points
- 25 Points
- 30 Points
- 35 Points
- 40 Points

Both Teams To Score Markets:

- 3+ Points
- 7+ Points
- 10+ Points
- 14+ Points
- 15+ Points
- 20+ Points
- 30+ Points
- 40+ Points

Miscellaneous Markets:

- Total Field Goals
- Team To Score First Field Goal
- Safety
- Shortest Touchdown Yardage
- Longest Touchdown Yards
- Largest Lead of the Game
- Final Play of Game to be QB Rush
- Game To Go To Overtime

CFB Team Prop Markets

Offensive Markets:

- Total Passing Yards
- To Score a Touchdown
- To Score 2+ Touchdowns
- Total Interceptions Thrown
- Total Rushing Yards
- First Touchdown Scorer
- Total Points
- Total Touchdowns

Defensive Markets:

- To Score A Defensive Touchdown
- To Score 2+ Defensive Touchdowns
- To Score 3+ Defensive Touchdowns
- To Score a D/ST Touchdown
- To Score 2+ D/ST Touchdowns
- To Score 3+ D/ST Touchdowns

Miscellaneous Markets:

- To Score In Every Quarter
- To Score In Both Halves
- To Win Each Quarter
- To Call First Timeout
- To Score First and Win
- To Score 1st Touchdown

CFB Player Futures Markets

Player Stats Markets:

- Total Passing Yards
- Total Passing Touchdowns
- Total Rushing Yards
- Total Receiving Yards
- Total Receiving Touchdowns
- Total Rushing Touchdowns
- Total Interceptions (DEF/ST)

Player Awards Markets:

- Heisman Winner
- Davey O'Brien Award
- Doak Walker Award
- Fred Biletnikoff Award
- Heisman Winner to Come From Pac-12

CFB Team Futures Markets

Conference Markets:

- Total Conference Wins
- AAC Winner

Conference Markets Cont.:

- To Reach AAC Conference Final
- ACC Winner
- ACC Atlantic Division Winner
- ACC Coastal Division Winner
- To Reach ACC Final
- Big 10 East Winner
- Big 10 West Winner
- Big 10 Winner
- Big 12 Winner
- To Reach Big 12 Conference Final
- C-USA Winner
- To Reach C-USA Final
- MAC Winner
- MAC East Winner
- MAC West Winner
- MWC Winner
- MW Mountain Winner
- MW West Winner
- PAC-12 Winner
- PAC-12 North Winner
- PAC-12 South Winner
- To Reach Pac-12 Conference Final
- SEC Winner
- SEC East Winner
- SEC West Winner
- Sun Belt Winner
- Sun Belt East Winner
- Sun Belt West Winner

Available Betting Markets

Record Markets:

- Total Wins
- To Make the Playoffs
- To Win 10+ Regular Season Games
- To Go Undefeated
- To Win All Games and National Championship

NCAAF Bowls Markets:

- National Championship Winner
- AAC Bowl Wins
- ACC Bowl Wins
- Big 10 Bowl Wins
- Big 12 Bowl Wins
- C-USA Bowl Wins
- Independent Bowl Wins
- Commander-in-Chief Trophy Winner
- MAC Bowl Wins
- Mountain West Bowl Wins
- Pac-12 Bowl Wins
- SEC Bowl Wins
- Sun Belt Bowl Wins

CBB

CBB Game Markets

Game Lines:

- Moneyline
- Moneyline (3-Way)

Game Lines Cont.:

- Spread
- Spread 3-Way
- Total Points
- Total Points Odd/Even

CBB Player Prop Markets

Player Props Markets:

- Total Points
- Total Rebounds
- Total Assists
- Total Points, Rebounds & Assists
- Total 3-Pointers Made
- First Point Scorer
- To Score First Three Point Field Goal
- Top Point Scorer
- Total Points Odd/Even
- First Field Goal Scorer
- Player To Make Most 3-Pointers

CBB Team Prop Markets

Team Markets:

- Total Points
- Total Points Odd/Even
- Total Assists
- Total Rebounds
- Total 2-Point Field Goals
- Total 3-Pointers Made
- First Point Scorer
- To Score First

Team Markets Cont.:

- To Score First Three Point Field Goal
- Team To Win Both Halves

Race To Markets:

- 5 Points
- 10 Points
- 15 Points
- 20 Points
- 25 Points
- 30 Points
- 35 Points
- 40 Points
- 50 Points
- 60 Points
- 70 Points
- 75 Points
- 80 Points

CBB Game Prop Markets

Game Markets:

- Moneyline
- Moneyline (3-Way)
- Spread
- Spread 3-Way
- Total Points
- Total Points Odd/Even
- To Score First
- Total Points Scored in First Minute
- Both Teams to Score in First 2 Minutes

Game Markets Cont:

- 2+ 3-Point FGs Made in the 1st 3 Minutes
- Team To Make First Three Point Field Goal
- Team to Make First Free Throw
- Last Team to Score
- Total 2-Point Field Goals
- Total 3-Pointers Made
- Total Rebounds
- Team To Win Both Halves
- To Go To Overtime

March Madness Tournament Markets:

- Any #1 Seed To Win Tournament
- Any #2 Seed To Win Tournament
- Any #3 Seed To Win Tournament
- Any #4 Seed To Win Tournament
- Any #5 Seed To Win Tournament
- Any #6 Seed To Win Tournament
- Any #7 Seed To Win Tournament
- Any #8 Seed To Win Tournament
- Any #9 Seed To Win Tournament
- Any #10 Seed To Win Tournament
- Any #11 Seed To Win Tournament
- Any #12 Seed To Win In Round of 64
- Any #13 Seed To Win In Round of 64
- Any #14 Seed To Win In Round of 64
- Any #15 Seed To Win In Round of 64
- Any #16 Seed To Win In Round of 64
- #14,#15,#16 Seed To Win Round of 64

Available Betting Markets

March Madness Tournament Markets:

- Any 16 Seed To Beat a 1 Seed
- Any 15 Seed To Beat a 2 Seed
- Any 14 Seed To Beat a 3 Seed
- Any 13 Seed To Beat a 4 Seed
- Any 12 Seed to Beat a 5 Seed
- Any 11 Seed to Beat a 6 Seed
- Any 10 Seed To Beat a 7 Seed
- Any 9 Seed To Beat a 8 Seed
- Big 12 Teams To Advance To Round of 32
- Big Ten Teams To Advance To Round of 32
- SEC Teams To Advance To Round of 32
- Any First Four Team To Make Sweet Sixteen
- Any First Four Team To Make Elite Eight
- Any First Four Team to Make the Final Four
- #1 Seeds in Final Four
- Total #1 Seeds To Reach Final Four
- Sum of Seeds in Final Four

CBB Futures Markets

Player Awards Markets:

- John R. Wooden Award Winner
- Most Outstanding Player

Player Season Total Markets:

- Total Points

Player Season Total Markets Cont.:

- Total Assists

Team Futures Markets:

- To Go Undeclared

Conference Markets:

- Total Conference Wins
- ACC Conference Tournament Wins
- ACC Winner
- America East Winner
- Atlantic Sun Winner
- A-10 Conference Winner
- Big 10 Winner
- Big Sky Conference Winner
- Big South Winner
- Big West Conference Winner
- American Athletic Conference Tournament Wins
- American Athletic Conference Winner
- Big 12 Conference Tournament Wins
- Big 12 Winner
- Big East Conference Tournament Wins
- Big East Winner
- Coastal Athletic Conference Winner
- C-USA Conference Winner
- Horizon League Winner
- Ivy League Winner
- MAAC Conference Winner
- MEAC Conference Winner

Conference Markets Cont.:

- Mid-American Conference Winner
- Missouri Valley Conference Winner
- Mountain West Conference Tournament Wins
- Mountain West Conference Winner
- NEC Winner
- Ohio Valley Conference Winner
- Pac-12 Winner
- Patriot League Winner
- SEC Conference Tournament Wins
- SEC Winner
- SWAC Winner
- Southern Conference Winner
- Southland Conference Winner
- WCC Tournament Wins
- Summit League Winner
- Sun Belt Winner
- WCC Conference Winner
- Western Athletic Conference Winner

March Madness Tournament Markets:

- National Championship Winner
- To Reach Championship Game
- Total Tournament Wins
- Total Wins
- To Make Final Four
- To Make Elite Eight
- To Make Sweet Sixteen
- To Make the Tournament

March Madness Tournament Markets Cont.:

- Tournament Seed
- To Get a #1 Seed
- #1 Seed Eliminated First
- #1 Seed To Advance The Furthest
- #2 Seed To Advance The Furthest
- #3 Seed To Advance The Furthest
- #4 Seed To Advance The Furthest
- East Region Winner
- Midwest Region Winner
- South Region Winner
- West Region Winner

Miscellaneous Tournament Markets:

- NIT Championship Winner
- Battle 4 Atlantis Winner
- ESPN Invitational Winner
- Maui Invitational Winner
- Myrtle Beach Invitational Winner
- Asheville Championship Winner
- Baha Mar Hoops Bahamas Winner
- Baha Mar Hoops Nassau Winner
- CBI Tournament Winner
- Cayman Islands Classic Winner
- Charleston Classic Winner
- Continental Tire Main Event Winner
- Diamond Head Classic Winner
- Gulf Coast Showcase Winner
- Hall of Fame Classic Winner
- NIT Season Tip-Off Winner

Available Betting Markets

Miscellaneous Tournament Markets:

Paradise Jam Winner
Phil Knight Invitational Winner
Shriner's Charleston Classic Winner
Vegas Showdown Winner

GOLF

PGA Tournament Markets

Placement Props Markets:

Tournament Winner
Wire to Wire Winner
Winner From Final Group
Top 2 Finish
Top 3 Finish
Top 4 Finish
Top 5 Finish
Top 10 Finish
Top 20 Finish
Top 30 Finish
Top 40 Finish
Leader After Round X
Lead After Round 1 & Win
Lead After Round 2 & Win
Lead After Round 3 & Win
Lead After Every Round and Win
Day 1 Winner
Day 1 Winner (3-Way)

Placement Props Markets Cont.:

Day 2 Winner
Day 2 Winner (3-Way)
Day 3 Winner
Day 3 Winner (3-Way)
Day 4 Winner (3-Way)

Hole in One Prop Markets:

To Make A Hole In One
2 or More Holes in One in the Tournament
3 or More Tournament Hole in One
Hole in One on Hole X
Hole in One and Playoff
Team Europe Hole In One
Team USA Hole In One
Team Hole In One

"Top X" Prop Markets:

Top Left Hander
Top Australian Player
Top Belgian Player
Top Rest of the World Player
Top South African Player
Top South American Player
Top Swedish Player
Top 3 Georgia Player
Top Former University of Georgia Player
Top Former Oklahoma State Player
Top Former Arizona State University Player
Top Former University of Texas Player

"Top X" Prop Markets Cont.:

Top Former University of Florida Player
Top Former Georgia Tech Player
Top Former Stanford Player
Top Former UNLV Player
Top Former Florida State Player
Top Former Winner
Top Combined Wildcard Player
Top Captains Pick - Overall
Top Combined Rookie Player
Top Continental European Player
Top Debutant Point Scorer - International
Top Debutant Point Scorer - USA
Top LIV Golfer
Top Point Scorer - International
Top Points - International Captains Pick
Top Point Scorer - Team Europe
Top Points Scorer - Europe Captain's Pick
Top Points Scorer - USA Captain's Pick
Top Wildcard Player - International
Top Amateur
Top Combined Points Scorer
Top Debutant Point Scorer
Top Point Scorer
Top Senior Player

Miscellaneous Prop Markets:

Winning Score
Best Score
Total Players Under Par

Miscellaneous Prop Markets Cont.:

Best Score (With Tie Option)
Best 18 Hole Round Score
Cut Score
To Lift The Trophy
Total Halved Matches
Course Record to be Broken
Fourballs Winner
Fourballs Winner (3-Way)
Foursomes Winner (3-Way)
Foursomes Winner
3-Team Playoff
4+ Team Playoff
Any LIV Tour Golfer To Win Tournament
Any Player Bogey Free 72 Holes
First Team To Go 1-Up
New Major Winner
Rest of the World Winner
Singles Winner
Total Matches To Go To The 18th Hole
Any Player To Shoot 4 Rounds In The 60's
Any Player to Shoot 59 or Better
To Win First Full Point
Tournament Scoring Record to be Broken
To Be Decided By a Playoff
Albatross in the Tournament
To Be Decided By a 3 Man Playoff
4+ Man Playoff
Winner to Eagle 72nd Hole
Winner to Birdie the 72nd Hole

Available Betting Markets

Miscellaneous Prop Markets Cont.:

- Winner to Par the 72nd Hole
- Winner to Bogey the 72nd Hole
- European Winner
- USA Winner
- Asian Winner
- Bogey Free Round
- Bogey Free Back 9

PGA Golfer Markets

Golfer Nationality Prop Markets:

- Top American Player
- Top Continental European Player
- Top British & Irish Player
- Top European Player
- Top Australian Player
- Top Asian Player
- Top English Player
- Top Rest of the World Player
- Top South Korean Player
- Top Canadian Player
- Top South African Player
- Top South American Player
- Top Swedish Player
- Top Irish Player
- Top Scottish Player
- Top Scandinavian Player
- Top North American Player
- Top Spain Player

Golfer Nationality Prop Markets Cont.:

- Top Japanese Player
- Top Oceania Player
- Top Australasian Player
- Top German Player
- Top African Player
- Top Nordic Player
- Top UK Player
- Top Argentinian Player
- Top French Player
- Top Italian Player
- USA Winner
- Top 5 American Player
- Top Danish Player
- Top Mexican Player
- Asian Winner
- Top 3 Asian Player
- European Winner
- Top 3 Continental Europe Player
- Top Austrian Player
- Top 3 British & Irish Player
- Top 3 European Player
- Top 4 European Player
- Australian Winner
- Canadian Winner
- Top New Zealand Player
- South African Winner
- South American Winner
- Top 3 English Player

Golfer Nationality Prop Markets Cont.:

- Top 3 South African Player
- Top USA Wildcard
- Top 3 Australian Player
- Top Belgian Player
- Top Chilean Player
- Top European Rookie
- Top European Wildcard
- Top Finn Player
- Top Thai Player
- Top Welsh Player
- Top Dutch Player
- Top USA Rookie
- English Winner
- First Out in Singles - Europe
- First Out in Singles - USA
- Top 2 British and Irish Player
- Top 2 Canadian Player
- Top 3 Australasian Player
- Top 4 English Player

Miscellaneous Golfer Markets:

- To Make The Cut
- To Miss The Cut
- Player To Win Wire to Wire
- Bogey Free Round
- Player To Make Hole-In-One
- To Make An Eagle
- To Make A Hole In One

Miscellaneous Golfer Markets:

- To Make/Miss Cut
- Player To Shoot Lowest Round Score
- Lead After Round 1 & Win
- Lead After Every Round and Win
- Top Debutant
- Top Former Winner
- Top Senior Player
- Player to Make an Eagle
- Top LIV Golfer
- Wire to Wire Winner
- Best Score
- Hole in One on Hole 16
- Top Amateur
- Player in Final Grouping
- To Reach The Final
- To Win 5 Points
- Best 18 Hole Round Score
- Closest To Pin Hole 6
- European Captain
- Hole in One on Hole 6
- Leader After Round X
- Player To Shoot 63 Or Lower
- Player to Make an Albatross
- Player to Score Winning Half Point
- To Break Course Record
- To Get Zero Points
- To Go 3 Up at Any Point
- To Go 4 Up at Any Point

Available Betting Markets

Miscellaneous Golfer Markets Cont.:

- To Go 5 Up at Any Point
- To Go 6 Up at Any Point
- To Reach The Quarterfinals
- To Reach The Semifinals
- Top Captains Pick - Overall
- Top Combined Rookie Player
- Top Debutant Point Scorer
- Top Debutant Point Scorer - International
- Top Debutant Point Scorer - USA
- Top Former Oklahoma State Player
- Top Left Hander
- Top Masters Debutant
- Total Points
- Tournament Winner
- Top Points Scorer - Europe Captain's Pick
- Top Points Scorer - USA Captain's Pick

PGA Group Match Markets

Matchup Prop Markets (2 Golfers):

- Best Score
- Best Score (With Tie Option)
- First Team To Go 1-Up
- Hole in One on Hole X
- Most Points Won
- To Go 3 Up at Any Point
- To Go 4 Up at Any Point
- To Go 5 Up at Any Point
- To Go 6 Up at Any Point

Matchup Prop Markets (2 Golfers) Cont.:

- Closest To Pin Hole X
- To Lead After X Holes

Group Prop Markets (3-5 Golfers):

- Best Score
- Par 3 Winner In A Group
- Par 4 Winner In A Group
- Par 5 Winner In A Group
- Closest To Pin Hole X
- Best Score (With Tie Option)
- To Lead After 9 Holes
- First Team To Go 1-Up
- Hole in One on Hole X
- Lead After Every Round and Win
- Foursomes Winner (3-Way)

Six Shooter Prop Markets (6 Golfers):

- Best Score

SOCCER

Soccer Game Markets:

Game Lines:

- Moneyline (2-Way)
- Moneyline (3-Way)
- Moneyline Fouls
- Moneyline Offside

Game Lines Cont.:

- Spread
- Total Goals
- Team To Win Either Half
- Asian Handicap
- Asian Total

Soccer Player Prop Markets

Player Goal Markets:

- To Score a Goal
- To score at least 2 goals
- To score at least 3 goals
- To score at least 4 goals
- To Score First Or Last
- To Score The Last Goal
- To Score The First Goal
- To Score a Penalty
- To Score with Left Foot
- To Score with Right Foot
- To Score Inside the 6 Yard Box
- Score and Give Assist
- To Score or Give Assist
- To Score in Both Halves
- Score Outside the Box
- To Score Header
- To Not Score

Player Shot Markets:

- To Have at least 1 Shot

Player Shot Markets Cont.:

- To Have at least 1 Shot on Target
- To Have at least 2 Shots
- To Have at least 2 Shots on Target
- To Have at least 3 Shots
- To Have at least 3 Shots on Target
- To Have at least 4 Shots
- To Have at least 4 Shots on Target
- To Have at least 5 Shots
- To Have at least 5 Shots on Target
- To Have at least 6 Shots
- To Have at least 7 Shots
- To Have at least 8 Shots
- To Have a Shot on Target in Each Half
- To Hit Woodwork

Player Assist Markets:

- To Give 1 or More Assists
- To Give 2 or More Assists
- To Give 3 or More Assists
- To Give Assist
- To Score or Give Assist
- Score and Give Assist

Soccer Team Prop Markets

Team Markets:

- Total Goals
- To Score a Goal
- Goal in Both Halves

Available Betting Markets

Team Markets Cont.:

- To Score in Both Halves
- Clean Sheet
- Total Cards
- Total Offside

Soccer Game Prop Markets

Scoring Markets:

- To Score a Goal
- To score at least 2 goals
- To score at least 3 goals
- Total Goals
- Both Teams To Score
- Total Goals Odd/Even
- Both To Score No Draw
- First Team to Score
- Both Teams To Score In Both Halves
- Last Goal
- Team To Win In Both Halves
- Win By 2 Goals Or More
- To Score a Penalty
- To Score First Or Last

Miscellaneous Markets:

- Win From Behind
- Team To Win Either Half
- Total Fouls
- Spread Offside

Miscellaneous Markets Cont.:

- Moneyline Shots On Target
- Total Offside
- Spread Fouls
- Spread Shots On Target
- Total Shots On Target
- Moneyline Offside
- Own Goal
- Total Cards
- Total Corners
- To Miss a Penalty
- Moneyline (3-Way)
- To Win To Nil
- Clean Sheet
- Goal in Both Halves
- Moneyline Fouls
- Most Corners
- 1st Half Winner
- 2nd Half Winner

Soccer Player Futures Markets

Player Future Stats Markets:

- Total Goals
- Total Assists
- Top Goalscorer
- To Assist Most Goals
- To Score Header

Player Awards Markets:

- Golden Ball Winner
- Golden Glove Winner
- Player of the Year Winner
- To Win Golden Boot, Golden Ball and WC
- To Win Golden Boot and Golden Ball
- Young Player of the Tournament Winner

Soccer Team Futures:

Team Futures Markets:

- Stage of Elimination
- To be Eliminated by Penalty Shootout
- Total Goals
- Total Points
- Top Goal Scorer
- Tournament Winner
- Season Winner
- Group A Winner
- Group B Winner
- Group C Winner
- Group D Winner
- Group E Winner
- Group F Winner
- Group G Winner
- Group H Winner
- To Qualify From Group A
- To Qualify From Group B
- To Qualify From Group C
- To Qualify From Group D
- To Qualify From Group E

Team Futures Markets Cont.:

- To Qualify From Group F
- To Qualify From Group G
- To Qualify From Group H
- To Reach The Final
- Bottom 10
- To Be Relegated
- Not to be Relegated
- To Finish Bottom
- To Finish Bottom of Group A
- To Finish Bottom of Group B
- To Finish Bottom of Group C
- To Finish Bottom of Group D
- To Finish Bottom of Group E
- To Finish Bottom of Group F
- To Finish Bottom of Group G
- To Finish Bottom of Group H
- To Reach the Quarter Final
- To Reach the Semi Final
- Top 2
- Top 4
- Top 6
- Top 10
- Eastern Conference Winner
- Western Conference Winner
- Any Game To Be 0-0
- Player To Record a Hat Trick in Any Game
- Any Player To Score Twice in Any Game
- First Time Winner

Available Betting Markets

Team Futures Markets Cont.:

- Highest Scoring Team
- Lowest Scoring Team
- Season Winner Without The Big 6
- Team Not to Score
- Team to Concede Most Goals
- Team to Lose All Group Games
- Team to Win All Group Games
- To Get Exactly 1 Point
- To Get Exactly 2 Points
- To Get Exactly 3 Points
- To Get Exactly 4 Points
- To Get Exactly 5 Points
- To Get Exactly 6 Points
- To Get Exactly 7 Points
- To Get Exactly 9 Points
- To Score a Goal
- Top London Club
- Top Midlands Club
- Top North West Club

UFC

UFC Fight Markets

Fight Lines:

- Moneyline
 - Moneyline - Decision Only
 - Moneyline - Finish Only

Fight Lines Cont.:

- Moneyline - Knockout/TKO/DQ Only
- Moneyline - Submission Only
- Point Spread
- Total Rounds

UFC Fighter Prop Markets

Fighter Props Markets:

- To Win By
 - Any Knockout, Submission or DQ
 - Split Or Majority Decision
 - Unanimous Decision
- Method of Victory
- Most Knockdowns
- Point To Be Deducted

UFC Fight Prop Markets

Fight Props Markets:

- Fight To Start Round X
- Fight To Go The Distance
- Fight to End in the First 60 Seconds
- Winning Round
- Method of Victory
- To Win By Split Or Majority Decision
- To Win By Unanimous Decision
- Total Rounds
- Point To Be Deducted

NASCAR

NASCAR Race Markets

Race Markets:

- Race Winner
- Top 3 Finish
- Top 10 Finish

NASCAR Prop Markets

Prop Markets:

- Top Finishing Position (Head to Head)
- Top Finishing Position (Group 3+ Drivers)
- Winning Manufacturer

NASCAR Series Markets

Series Markets:

- NASCAR Cup Series
- NASCAR Xfinity Series
- NASCAR Truck Series

TENNIS

Tennis Match Markets

Match Markets:

- Moneyline
- Total Sets O/U
- Total Games O/U

Tennis Tournament Markets

Tournament Markets:

- All ATP 500 and Above Tournaments
- All WTA 500 and Above Tournaments
- Australian Open
- French Open
- US Open
- Wimbledon*

WNBA

WNBA Game Markets

Game Lines:

- Moneyline
- Moneyline (3-Way)
- Spread
- Spread (3-Way)
- Total Points
- More Markets TBD



sportsdata **io**

www.sportsdata.io | +1.610.233.1333 | sales@sportsdata.io